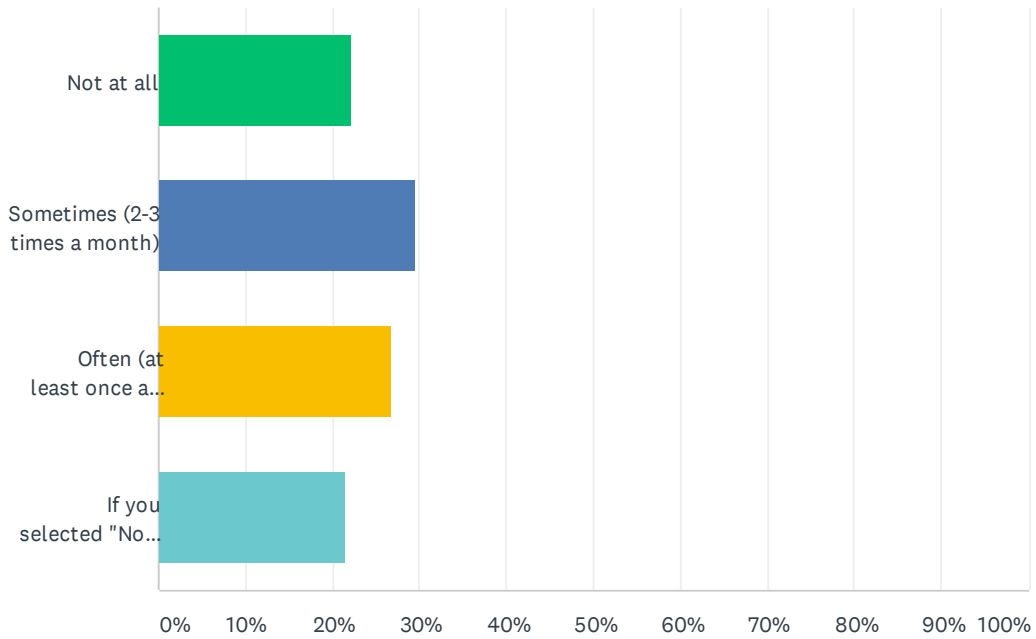


Q1 In the past 5 years, how often have you utilized the community pool?

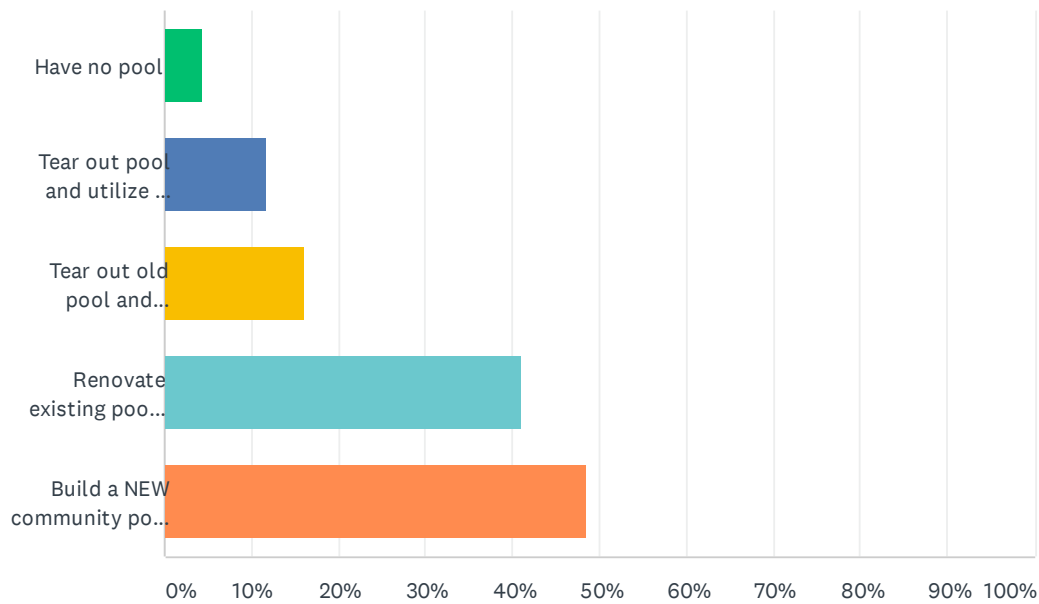
Answered: 760 Skipped: 1



ANSWER CHOICES	RESPONSES	
Not at all	22.24%	169
Sometimes (2-3 times a month)	29.47%	224
Often (at least once a week)	26.84%	204
If you selected "Not at All", what reason(s) kept you from utilizing the Cicero Community Pool?	21.45%	163
TOTAL		760

Q2 Which, out of the below options, would you like to see for the Town of Cicero (may pick more than 1)

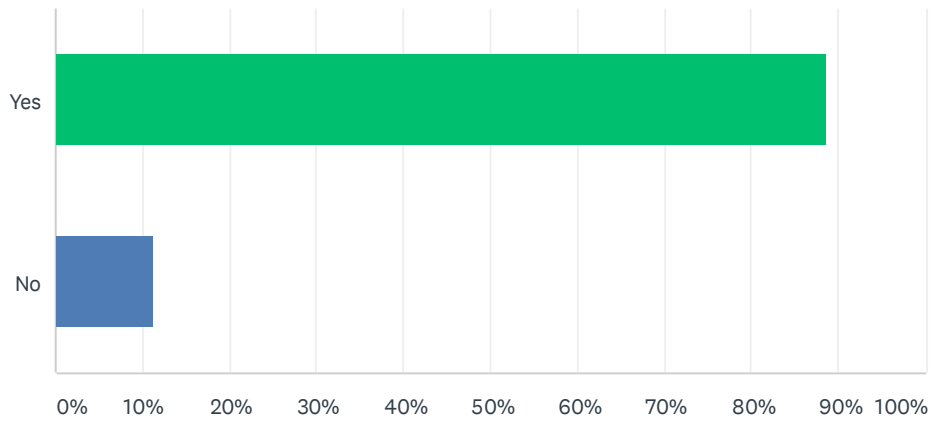
Answered: 748 Skipped: 13



ANSWER CHOICES	RESPONSES	
Have no pool	4.41%	33
Tear out pool and utilize the \$63,000.00 in savings each year to enhance and development park amenities (like new playground equipment, renovate the tennis ball/basketball courts, development of additional programs for families, kids, etc.)	11.76%	88
Tear out old pool and replace with a splashpad (estimated cost of \$417,842.00)	16.18%	121
Renovate existing pool (estimated cost of \$417,842.00)	40.91%	306
Build a NEW community pool (estimated cost of \$850,000.00)	48.53%	363
Total Respondents: 748		

Q3 Would you support the use of taxpayer dollars to go towards the above options?

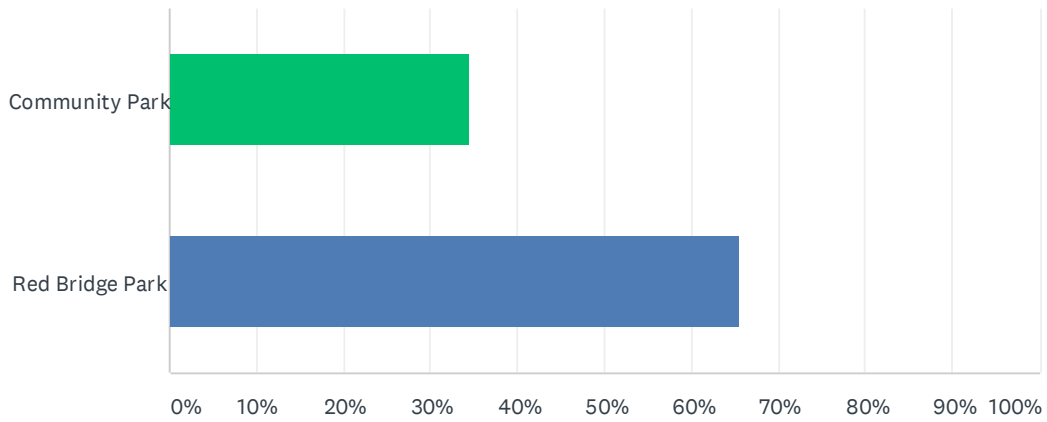
Answered: 756 Skipped: 5



ANSWER CHOICES	RESPONSES	
Yes	88.62%	670
No	11.38%	86
TOTAL		756

Q4 If a NEW pool or splashpad is built, which park would you think it would fit best?

Answered: 726 Skipped: 35



ANSWER CHOICES	RESPONSES	
Community Park	34.44%	250
Red Bridge Park	65.56%	476
TOTAL		726